
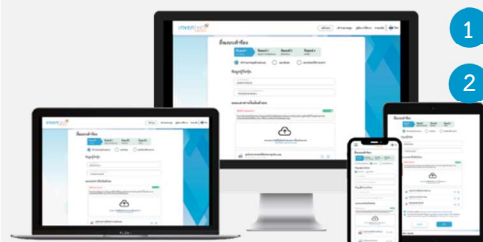


Guidelines for attending of Electronic Meeting by Inventech Connect

Shareholders and proxies wishing to attend the meeting can proceed according to the procedure for submitting the request form to attend the meeting via electronic media as follows:

Step for requesting Username & Password from via e-Request system

1. The Shareholders must submit a request to attend the meeting by Electronic Means via Web Browser at <https://app.inventech.co.th/ITC082124R/#/homepage> or scan QR Code  and follow the steps as shown in the picture



- 1 Click link URL or scan QR Code in the notice of the Meeting's invitation
- 2 Choose type request for request form to 4 steps
 - Step 1 Fill in the information shown on the registration
 - Step 2 Fill in the information for verify
 - Step 3 Verify via OTP
 - Step 4 Successful transaction, the system will display information again to verify the exactitude of the information
- 3 Please wait for an email information detail of meeting and Password

**** Merge user accounts, please using the same email and phone number ****

2. For Shareholders who would like to attend the Meeting either through the Electronic Means by yourself or someone who is not independent directors, please note that the electronic registration will be available from 23 September 2024 at 8:30 a.m. and shall be closed on 30 September 2024 until the end of the meeting.
3. The electronic conference system will be available on 30 September 2024 at 08:00 a.m. (2 hours before the opening of the meeting). Shareholders or proxy holders shall use the provided Username and Password and follow the instruction manual to

Appointment of Proxy to the Company's Directors

For Shareholders who authorize one of the Company's Independent Directors to attend and vote on his or her behalf, The Shareholders can submit a request to attend the meeting by Electronic Means of the specified procedures or send the proxy form together with the identification documents of the shareholder to the Company by mail to the following address. The proxy form and required documents shall be delivered to the Company by 23 September 2024 at 5.00 p.m.

Company Secretary office
 i-Tail Corporation Public Company Limited
 979/92-94, 29th Floor, S.M. Tower, Phaholyothin Road, Phayathai Sub-District, Phayathai District,
 Bangkok Thailand, 10400

If you have any problems with the system, please contact Inventech Call Center



02-931-9137



@inventechconnect



The system available during 23 – 30 September 2024 at 08.30 a.m. – 05.30 p.m.

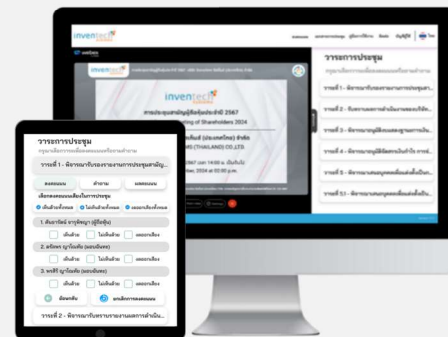
(Specifically excludes holidays and public holidays)



Report a problem
 @inventechconnect

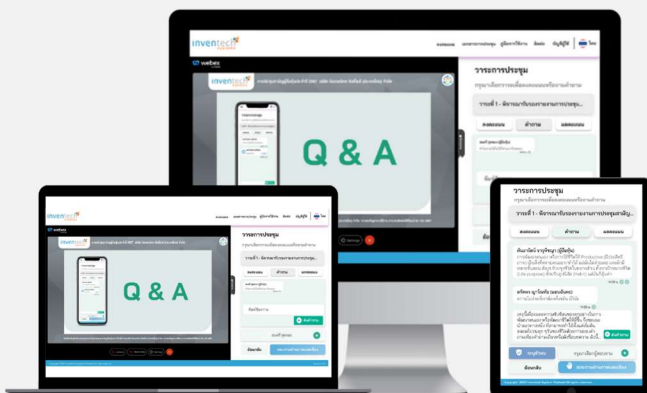
Step voting process (e-Voting)

- 1 Get email and password that you received from your email or request OTP
- 2 Click on “Register” button, the system has already registered and counted as a quorum.
- 3 Click on “Join Attendance”, Then click on “Join Meeting” button
- 4 Select which agenda that you want to vote
- 5 Click on “Vote” button
- 6 Click the voting button as you choose
- 7 The system will display status your latest vote



To cancel the last vote, please press the button “Cancel latest vote (This means that your most recent vote will be equal to not voting, or your vote will be determined by the agenda result) Shareholders can conduct a review of the votes on an agenda basis. When the voting results for that agenda are closed.

Step to ask questions via InvenTech Connect



- Select which agenda
 - Click on “Question” button
- 1 Ask a question
 - Type the question then click “Send”
 - 2 Ask the question via video
 - Click on “Conference”
 - Click on “OK” for confirm your queue
 - Please wait for the queue for you then you can open the microphone and camera

How to use InvenTech Connect



User Manual InvenTech Connect

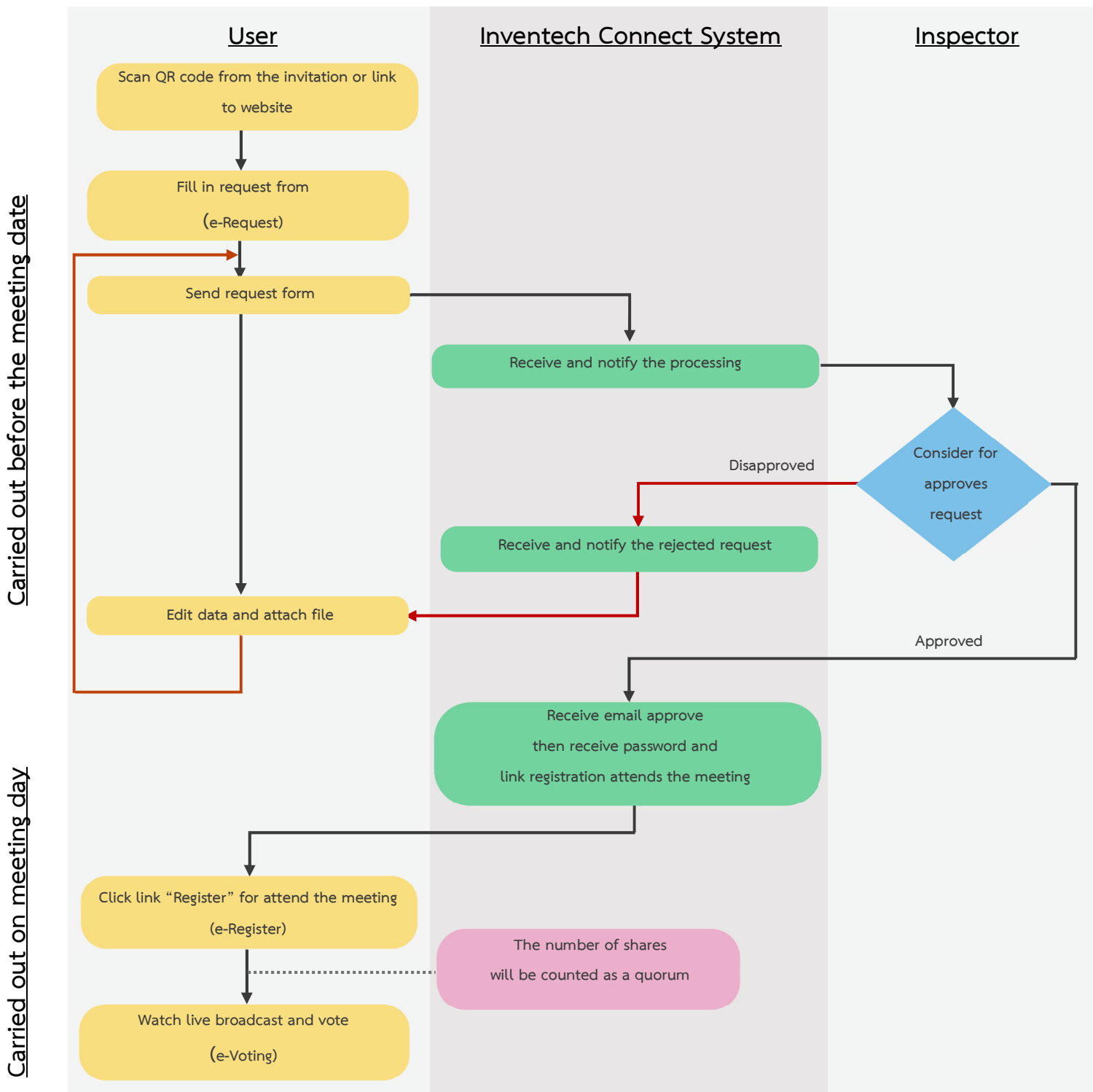


Video of using InvenTech Connect

* Note: The performance of the electronic conferencing system and InvenTech Connect systems (“System”) depends on internet of shareholders or proxies including their equipment and/or equipment’s program. Recommend the following equipment and/or program to use the System.

1. Internet speed requirements
 - High-Definition Video: Must have internet speed at 2.5 Mbps (Recommend internet speed).
 - High-Quality Video: Must be have internet speed at 1.0 Mbps.
 - Standard Quality Video: Must be have internet speed at 0.5 Mbps.
2. Equipment requirements.
 - Smartphone/Tablet that uses IOS or android OS.
 - PC/Laptop that uses Windows or Mac OS.
3. Requirement Browser Chrome (Recommend) / Safari / Microsoft Edge **** The system does not support internet explorer.**

Guidelines for attending of Electronic Meeting



Condition of use

In case Merge account/change account

In case filing request multiple by using the same email and phone number, the systems will merge account or in case user has more than 1 account, you can click on "Change account" and the previous account will still count the base in the meeting.

In case Exit the meeting

Attendees can click on "Register for exit the quorum", their votes will be removed from the tally in all agendas that have not yet been discussed.